


The Art of STUDIO Lighting



The Technical Implications

➔ The **DOP** (director of photography) and the lighting crew work very closely.

➔ **FIVE** PRIMARY LIGHTING TECHNICIANS:

 **The DOP (Director of Photography). 2nd only to the director on a set.**

 **GAFFER—Chief Electrician/Lighting Tech**

 **KEY GRIP—Dolly/Support in connection with Gaffer. Grips will build the lighting rigs**

 **Best Boy—2nd in command to Gaffer or Key Grip**

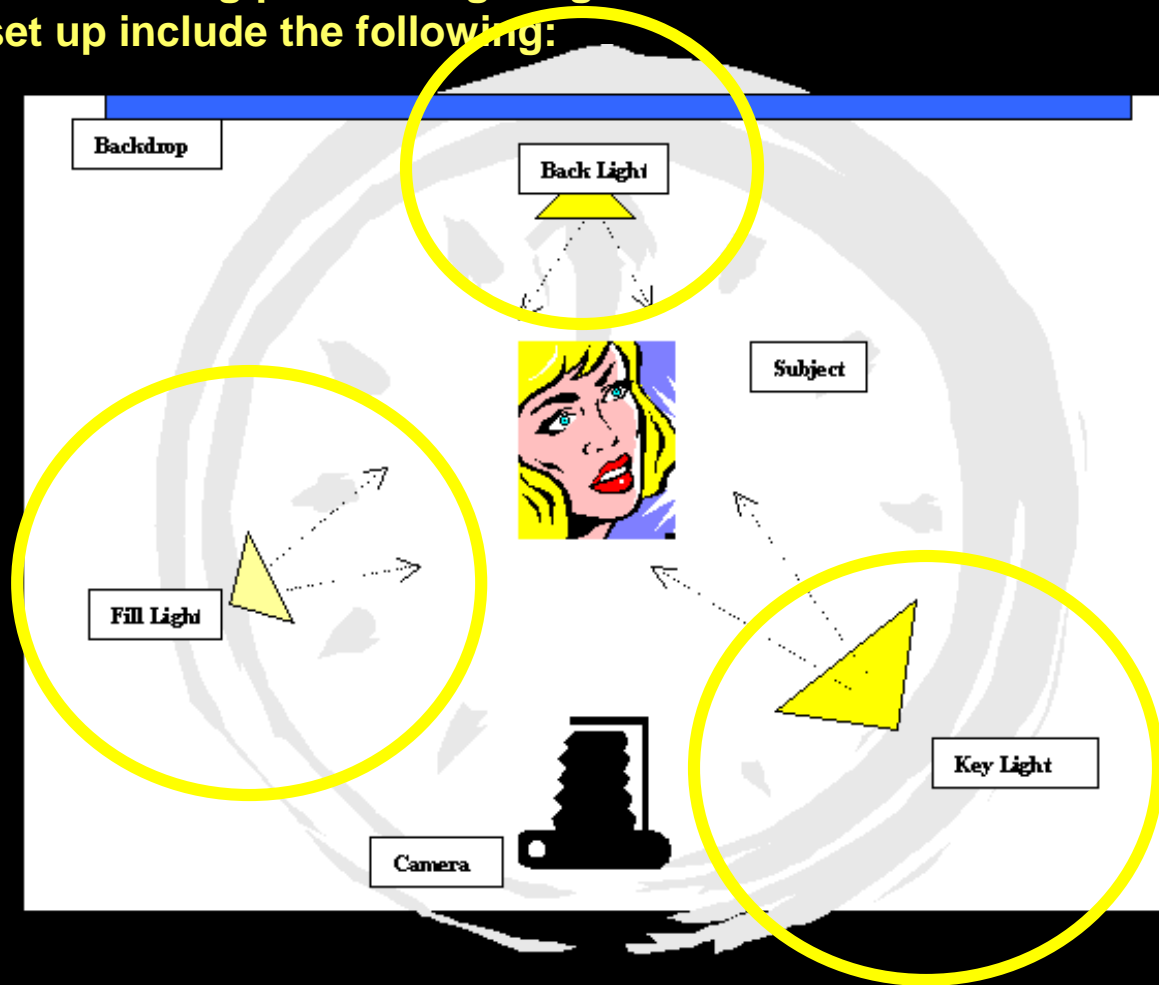
 **LIGHTING TECHNICIAN**



THREE-POINT LIGHTING

Three point lighting is usually the basic starting point for lighting a scene. The three lights used in a 3-pt. lighting set up include the following:

- **The Key Light**--This is the **primary light** used to illuminate a subject. The key light is usually a strong, dominant light source (positioned at a slight angle). It is often motivated by some existing light source in a scene.
- **The Fill Light**--This **secondary** light is used to literally "fill" in the strong shadows caused by a key light. The fill light is often a bit dimmer and more diffuse than the key light. The purpose of the fill light is not to completely get rid of the shadows caused by the key light, but to simply soften them.
- **The Back Light**--Also called the **kicker**, the back light is positioned behind the subject. It's main purpose is to light the area behind the subject so that there is a lit space in between the subject and the background. It adds DEPTH to a scene. Without a kicker, a person often looks FLAT on video/film (as if there is no depth to the scene).



PROPERTIES/TYPES of Light

1. **Color**
 2. **INTENSITY**
 3. **Direction** (From→To)
 4. **Shape**
 5. **FOCUS/FOCAL PTs.**
 6. **SIZE** (What is lit and what isn't)
 7. **SHADOWS** (What is not lit)
- **Hard Light**--Usually refers to a fairly strong, direct light that causes distinct shadows on the subject.
 - **Focused Light**--Refers to where the light is literally aimed or focused (i.e., spot light)
 - **Soft/Diffuse Light**--Refers to a more gentle, diffuse light that softens the shadow lines

Balanced-Classic



Classic Doc Interview



Skin Color



Skin Color



Glasses/Optics





Color Key Light



Med Shot



Side/Back Light



Centered



Skin Definition




HARD vs. SOFT lighting



Butterfly lighting

Butterfly lighting gets its name from the shape of the small shadow that appears under the nose when you place a light source slightly above the camera, pointed down onto the face. It's also centered directly in front of the model, rather than to the left or right



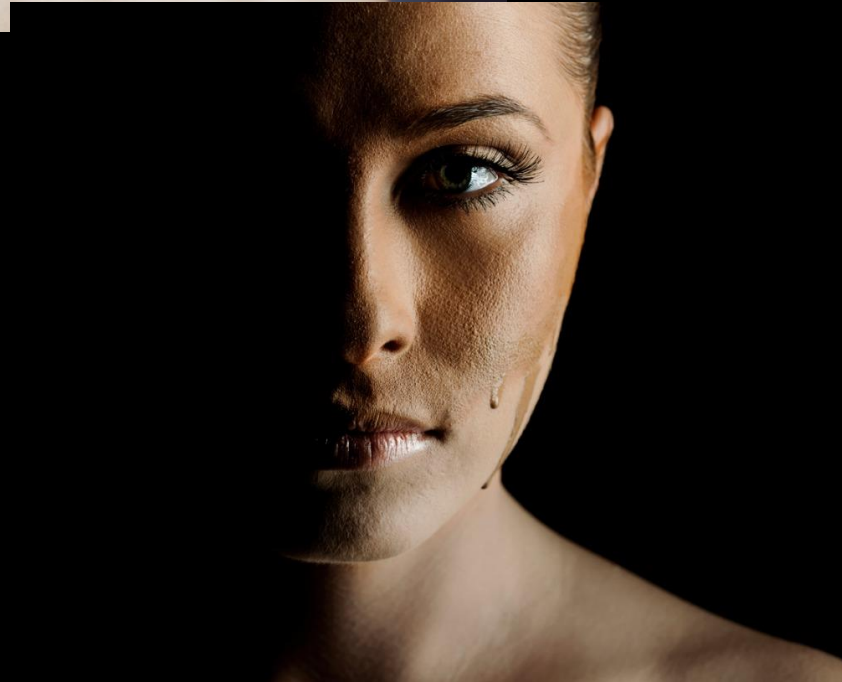
Rembrandt lighting

- Rembrandt lighting happens when the shadow cast by the subject's nose and the shadow of the cheek form a triangle of highlight on the far side of the face. To get this look, simply position your key light at about a 45-degree angle from the side, pointing down at your subject.





Split lighting

This pattern splits the face into two parts, one illuminated and one in shadow. To get the look, place your key light at a 90-degree angle on the right or left side of the subject's face, at around eye-level.




Catch Lights

- Catchlights appear when your subject's eyes reflect your light source; if your light is round, your catchlights will be round, while square lights will produce square catchlights. They're important because they create that "gleam" or "spark" in your model's eyes, bringing a sense of vitality to the entire portrait.



Short Lighting

- The darker shadowed side of the face is closest to the camera



Broad Lighting

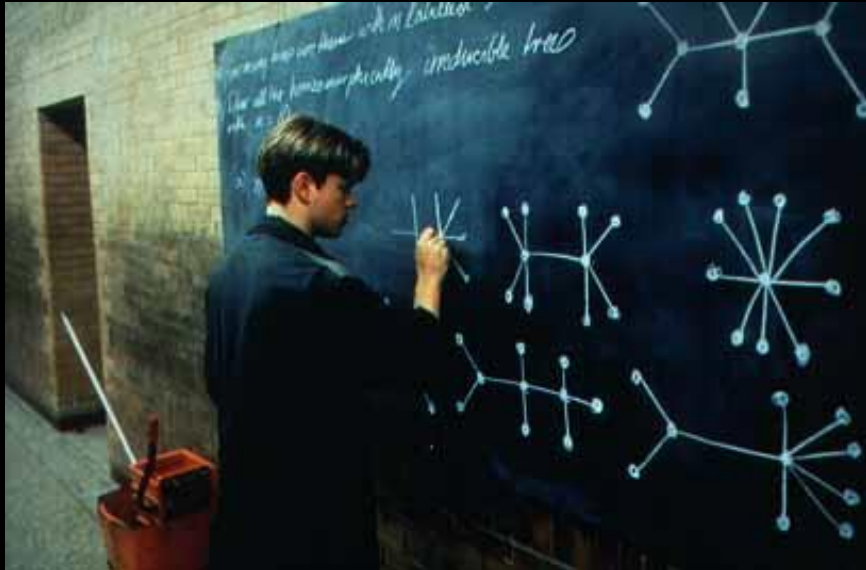
- Broad lighting refers to setups where the illuminated side of a subject's face is facing the camera.



Yellow/Orange Gel Lighting—Warm Mood




Blue Gel– Cold cast



lock that tells the t
UK IN HIDEOUS NIGHT;
PAST PRIME
KER'D O'ER WITH WHITE
E BARREN OF LEA
(AND) THE HER
GIRDED UP IN SHE
H WHITE AND DRIC
T QUESTION MAK

Dramatic Key Lighting at Work



KEY Lighting for Focused Attention + Intensity



